

● **主要数据 Main technical data:**

防腐标志: WF2

使用环境温度:  $-40^{\circ}\text{C} < \text{Ta} < 40^{\circ}\text{C}$

防护等级: IP66

频率: 50/60Hz

额定电压: 可至 690V~

额定电流: 最大 32A

开关容量: AC3 可至 690V~/32A

电缆入口: 壁式插座(底部)  $1 \times \text{M}25 \quad \Phi 8 \sim 17\text{mm}$

其它形式详见 C1/08 页

4 极插头、连接耦式: 电缆外径  $\Phi 10 \sim 20\text{mm}$

5 极插头、连接耦式: 电缆外径  $\Phi 12 \sim 22\text{mm}$

Corrosion-proof mark: WF2

Ambient temperature use:  $-40^{\circ}\text{C} < \text{Ta} < 40^{\circ}\text{C}$

Degree of protection: IP66

Frequency: 50/60Hz

Rated voltage: up to 690V~

Rated current: maximum 32A

Switch capacity: AC3 up to 690V~/32A

Cable entry: Wall type socket (bottom)  $1 \times \text{M}25 \quad \Phi 8 \sim 17\text{mm}$



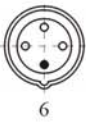





See page C1/08 for other forms

4 Poles plug, coupler type: Cable outside diameter  $\Phi 10 \sim 20\text{mm}$

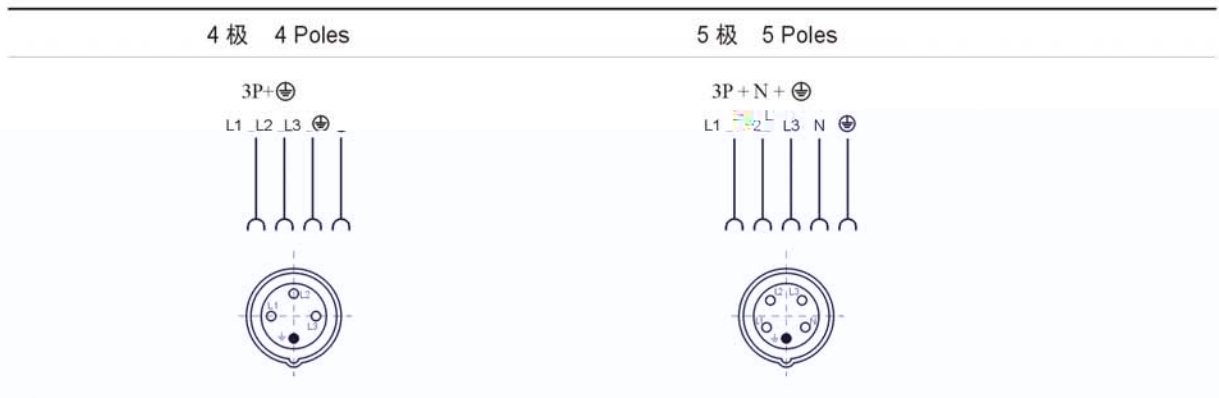
5 Poles plug, coupler type: Cable outside diameter  $\Phi 12 \sim 22\text{mm}$

● **订购规格 Order specifications:**

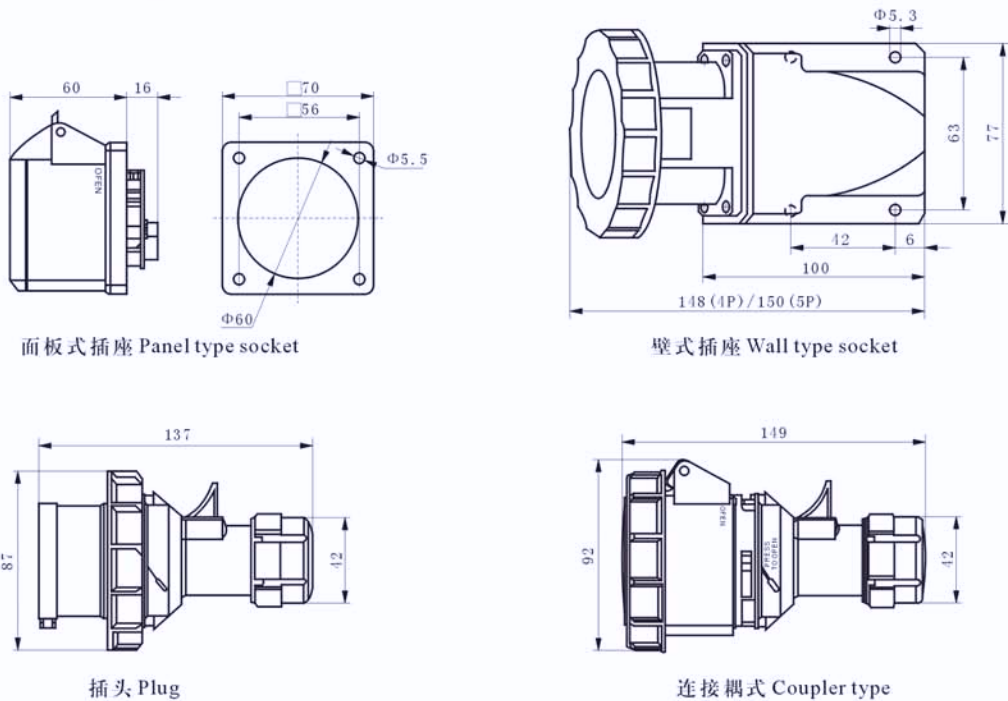
32A-4 极 32A-4 Poles

图样 Illustration	时钟 h 和电压 Clock h and voltage	型号 Type	订购号 Order No.
 壁式插座 Wall type socket  面板式插座 Panel type socket	 200-250V 3P + PE 9	壁式插座 Wall type socket 面板式插座 Panel type socket 连接耦式 Coupler type 插头 Plug	<b>M0252 4409 0001</b> <b>M0252 8409 0001</b> <b>M0252 3409 0001</b> <b>M0252 7409 0001</b>
	 380-415V 3P + PE 6	壁式插座 Wall type socket 面板式插座 Panel type socket 连接耦式 Coupler type 插头 Plug	<b>M0252 4406 0001</b> <b>M0252 8406 0001</b> <b>M0252 3406 0001</b> <b>M0252 7406 0001</b>
	 480-500V 3P + PE 7	壁式插座 Wall type socket 面板式插座 Panel type socket 连接耦式 Coupler type 插头 Plug	<b>M0252 4407 0001</b> <b>M0252 8407 0001</b> <b>M0252 3407 0001</b> <b>M0252 7407 0001</b>
	 600-690V 3P + PE 5	壁式插座 Wall type socket 面板式插座 Panel type socket 连接耦式 Coupler type 插头 Plug	<b>M0252 4405 0001</b> <b>M0252 8405 0001</b> <b>M0252 3405 0001</b> <b>M0252 7405 0001</b>
 连接耦式 Coupler type			
 插头 Plug			
			32A-5 极 32A-5 Poles
	时钟 h 和电压 Clock h and voltage	型号 Type	订购号 Order No.
	 200-250V 380-415V 3P + N + PE 6	壁式插座 Wall type socket 面板式插座 Panel type socket 连接耦式 Coupler type 插头 Plug	<b>M0252 4506 0001</b> <b>M0252 8506 0001</b> <b>M0252 3506 0001</b> <b>M0252 7506 0001</b>

● 插接装置接线图 Wiring diagram of socket and plug:



● 外形尺寸 Outline dimensions:



● 壁式插座其它型式电缆入口 Other forms cable entries of wall type socket:

M0251 4506 00

电缆引入装置编码 Code of cable gland

编码 Code	规格 Specification	连接板 Connecting board	电缆外径 Cable diameter
01	1 个塑制 CZ0220/M25 × 1.5 电缆密封套 One moulded plastic CZ0220/M25 × 1.5 cable gland	塑制 Moulded plastic	Φ 8-17mm
03	1 个铜制 CZ0227/M25 × 1.5-G3/4" 增安型金属电缆密封套 One brass CZ0227/M25 × 1.5-G3/4" increasd safety metal cable gland	铜制 Brass	Φ 11-15mm
04	1 个铜制 CZ0226/M25 × 1.5 增安型金属电缆密封套(填料函) One brass CZ0226/M25 × 1.5 increasd safety metal cable gland	铜制 Brass	A: Φ 6-12.5mm B: Φ 11.5-16mm