



描述:

新型的电缆密封套所有的入口(安装端)现均加工成公制螺纹、圆柱管螺纹、锥度管螺纹(NPT), 塑制 M0220 电缆密封套设有防松夹爪, 具有良好的机械特征。

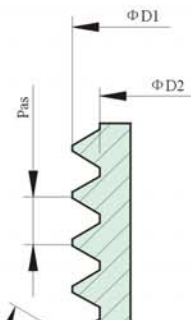
Descriptions:

The entry (mounting end) of the new type cable gland is designed to metric thread, straight imperial pipe thread, NPT taper imperial pipe thread. The moulded plastics M0220 cable glands are fitted with the loosen proof clamping jaws, which have good mechanical properties.

- 公制螺纹
- 耐低温尼龙材料
- 硅橡胶密封件
- 单孔电缆和多孔电缆引入
- Metric thread
- Nylon material of low-temperature resistant
- Seal components of silicon rubber
- Cable entry of one-hole and multi-holes

● 公制螺纹和钻孔表 Table of metric threads and tapping:

	M	Pas	Φ D1	Φ D2	开孔尺寸 Φ
					Aperture dimensions
	12	1.5	12	10.5	12.5
	16	1.5	16	14.5	16.5
	20	1.5	20	18.5	20.5
	25	1.5	25	23.5	25.5
	32	1.5	32	30.5	32.5
	40	1.5	40	38.5	40.5
	50	1.5	50	48.5	50.5
	63	1.5	63	58.5	63.5
	75	1.5	75	71.5	75.5
	80	2.0	80	78	80.5
	90	2.0	90	88	90.5
	100	2.0	100	98	100.5



主要数据 Main technical data:

防腐标志: WF2

 使用环境温度: $-40^{\circ}\text{C} < \text{Ta} < 55^{\circ}\text{C}$

防护等级: IP66

材料: 尼龙塑料

Corrosion-proof mark: WF2


 Ambient temperature use: $-40^{\circ}\text{C} < \text{Ta} < 55^{\circ}\text{C}$

Degree of protection: IP66

Material: nylon plastic

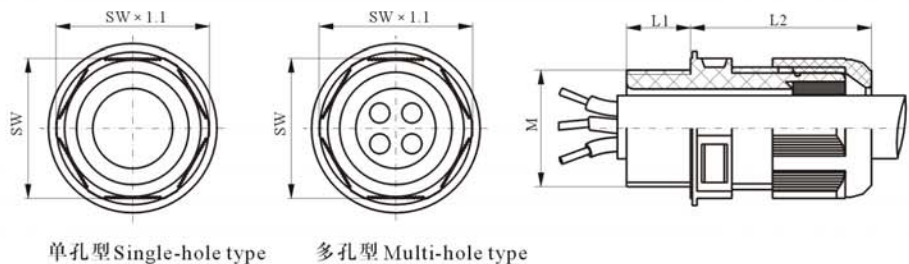
订购规格 Order specifications:

M0220 电缆密封套 Cable gland


图样 Illustration	编码 Code	入口螺纹 Entry thread	电缆直径 Diagram of cable	SW	螺纹长度 L1 Length of thread L1	长度 L2 Length L2	订购号 Order No.
	N01	M16 × 1.5	Φ4-9	20	10	27	M0220 1610 0101
	N02	M20 × 1.5	Φ5.5-13	24	11	31	M0220 2011 0102
	N03	M25 × 1.5	Φ8-17	29	11	36	M0220 2511 0103
	N04	M32 × 1.5	Φ12-21	36	12	43	M0220 3212 0104
	N05	M40 × 1.5	Φ17-28	46	14	47	M0220 4014 0105
	N06	M50 × 1.5	Φ22-35	55	16	54	M0220 5016 0106
	N07	M63 × 1.5	Φ27-48	68	16	57	M0220 6316 0107
	N08	M25 × 1.5	4 × Φ3 ~ Φ6 *	29	11	36	M0220 2511 0108
	N09	M32 × 1.5	4 × Φ5 ~ Φ7 *	36	12	43	M0220 3212 0109
	N10	M20 × 1.5	Φ5.5-13	24	16	31	M0220 2016 0110
	N11	M25 × 1.5	Φ8-17	29	16	36	M0220 2516 0111
	N12	M32 × 1.5	Φ12-21	36	16	43	M0220 3216 0112
	N13	M25 × 1.5	4 × Φ3 ~ Φ6 *	29	16	36	M0220 2516 0113
	N14	M32 × 1.5	4 × Φ5 ~ Φ7 *	36	16	43	M0220 3216 0114

外形尺寸 Outline dimensions:

注: * 多孔型 Multi-hole type


订购规格 Order specifications:

M0223 空塞堵头 Stopping plugs

图样 Illustration	编码 Code	M	L1	L	DΦ	订购号 Order No.
	O01	M16 × 1.5	14	4	22	M0223 1614 101
	O02	M20 × 1.5	15	4	26.4	M0223 2015 102
	O03	M25 × 1.5	15	4	31.9	M0223 2515 103
	O04	M32 × 1.5	16	5.5	39.6	M0223 3216 104
	O05	M40 × 1.5	16	5.5	50.6	M0223 4016 105
	O06	M50 × 1.5	16	5.5	60.5	M0223 5016 106
	O07	M63 × 1.5	19	7.5	74.8	M0223 6319 107

外形尺寸 Outline dimensions:

 注: 如需选配其他电缆密封套和空塞堵头, 相关技术参数和编码
 详见B/41~B/61页。
 4024 专手扳手详见 B/53页。
