

描述:

防爆接线盒其外壳为压铸铝合金外壳，表面进行喷涂纯环氧树脂粉末，外露紧固件为不锈钢，可满足化学、石化和海上工业的防腐要求。

防爆接线盒分为固定式和模块式。固定式内装有柱式螺旋端子，底座设计 4 个固定的电缆入口，每个入口均装有橡胶密封垫圈和压紧螺母；模块式内装有柱式螺旋端子和增安型接线端子，底部电缆入口可根据要求开孔 1 - 4 个，开孔规格分有 M20、M25、M32，可选用塑制或金属电缆密封套，便于接线和安装。

Descriptions:

The enclosure of explosion-proof terminal box is made of die-casting aluminum alloy with sprayed pure epoxy resin powder on the surface. The exposed fasteners are made of stainless steel, which the corrosion-proof requirements of the chemical, petrochemical and marine industries can be satisfied.

The explosion-proof terminal boxes can be divided into two kinds of types and they are fixed and modular types. The pole type spiral terminals are built-in the fixed type of terminal box and four fixed cable entries are designed on the base, which the rubber sealing gasket and compression nut are equipped with the each cable entry. The pole type spiral terminals and increased safety terminals are built-in the modular type of terminal box and the 1 - 4 holes can be perforated at the bottom for cable entries. The specifications of holes can be divided into M20、M25 and M32, which the both plastic moulded and metal cable gland can be fitted and it is convenient for the wiring and mounting.

- 钢模压铸成型 Die-casting with steel mould
- 表面喷涂纯环氧树脂 Surface is sprayed pure epoxy resin
- 外露紧固件不锈钢 The exposed fasteners are made of stainless steel

1 区和 2 区 Zone 1 and zone 2
21 区和 22 区 Zone 21 and zone 22

● 主要数据 Main technical data:

认证 Certification | 防爆标志 Ex mark | 符合标准 Meet the standard

China (CQST Ex) Ex e II T6 DIP A21 TA, T6 GB3836 GB12476

适用范围: 用于 1 区和 2 区
用于 21 区和 22 区

Intended use: Can be used in zone 1 and zone 2
Can be used in zone 21 and zone 22

防护等级: IP66

Degree of protection: IP66

使用环境温度: $-40^{\circ}\text{C} < \text{Ta} < 55^{\circ}\text{C}$

Ambient temperature use: $-40^{\circ}\text{C} < \text{Ta} < 55^{\circ}\text{C}$

额定电压: 690V AC

Rated voltage: 690V AC

端子型式: 柱式

Type of terminal: Pole type

端子截面: $4\text{mm}^2/25\text{A}$ (每个柱状端子最多能接 4 根)
 $6\text{mm}^2/32\text{A}$ (每个柱状端子最多能接 2 根)

Cross section of terminal:

$4\text{mm}^2/25\text{A}$ (The most conductors which can be connected to the pole type terminal are four wires.

$6\text{mm}^2/32\text{A}$ (The most conductors which can be connected to the pole type terminal are two wires.

接地端子: $2 \times 4\text{mm}^2$

Earthing terminal: $2 \times 4\text{mm}^2$


材 料: 铝合金外壳表面喷塑

Material: plastic sprayed aluminum alloy enclosure

● 订购规格 Order specifications:

	方案	电缆入口/电缆外径	订购号
	Method	Cable entries / Cable outside diameter	Order No.
	四通 4 Entries	G1/2" / $\Phi 8 \sim \Phi 11\text{mm}$	CZ0830 0415 2100
		G3/4" / $\Phi 11 \sim \Phi 15\text{mm}$	CZ0830 0420 2100
		G1" / $\Phi 11 \sim \Phi 19\text{mm}$	CZ0830 0425 2100

● 柱式端子结构原理图 Structure principle diagram of pole type terminal :



● 外形尺寸 Outline dimensions

Outline dimensions



图 1 CZ0830 外形尺寸图
Fig. 1 CZ0830 Outline dimensions

主要数据 Main technical data:

认证 Certification | 防爆标志 Ex mark | 符合标准 Meet the standard

China (CQST Ex) Ex e II T6 DIP A21 Ta, T6 GB3836 GB12476

 适用范围: 用于 1 区和 2 区
 用于 21 区和 22 区

 Intended use: Can be used in zone 1 and zone 2
 Can be used in zone 21 and zone 22

防护等级: IP66

Degree of protection: IP66

 使用环境温度: $-40^{\circ}\text{C} < \text{Ta} < 55^{\circ}\text{C}$

 Ambient temperature use: $-40^{\circ}\text{C} < \text{Ta} < 55^{\circ}\text{C}$

额定电压: 690V AC

Rated voltage: 690V AC

端子型式: 杆式

Type of terminal: Pole type

 端子截面: 4mm² 25A (每个杆状端子最多能接 4 根)
 6mm² 32A (每个杆状端子最多能接 2 根)

Cross section of terminal

 4mm² 25A (The most conductors which can be connected to the pole type terminal are four wires)

 6mm² 32A (The most conductors which can be connected to the pole type terminal are two wires)

接地端子: 2×4mm

Earthing terminal: 2×4mm

材 料: 铝合金外壳表面喷漆

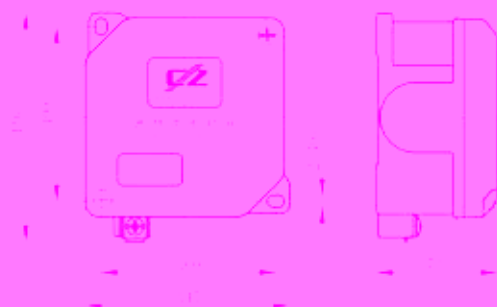
Material: plastic sprayed aluminum alloy enclosure

订购规格 Order specifications:

图样 Illustration	方案 Method	进线口数量 Inlet Number	端子型式 Terminal type	螺 纹 Thread	订购号 Order No.
		0	杆式 Pole type		CZ0830/0
		一通 1 Entry		M20×1.5	CZ0830/120-A604
				M25×1.5	CZ0830/125-A604
				M32×1.5	CZ0830/132-A604
		二通 2 Entries		M20×1.5	CZ0830/220-A604
				M25×1.5	CZ0830/225-A604
				M32×1.5	CZ0830/232-A604
		三通 3 Entries		M20×1.5	CZ0830/320-A604
				M25×1.5	CZ0830/325-A604
				M32×1.5	CZ0830/332-A604
		四通 4 Entries		M20×1.5	CZ0830/420-A604
				M25×1.5	CZ0830/425-A604
				M32×1.5	CZ0830/432-A604
		直角二通 2 Perpendicular entries		M20×1.5	CZ0830/520-A604
			M25×1.5	CZ0830/525-A604	
			M32×1.5	CZ0830/532-A604	

注: 本接线盒不含电缆密封套, 如有需要请另行订购。相关技术参数详见 231-234 页。

Note: The terminal boxes don't contain cable glands, if there is a need, please order separately. See pages of 231-234 for technical data.

外形尺寸 Outline dimensions:

 模块式接线盒
 Modular type terminal box

● 主要数据 Main technical data:

认证 Certification | 防爆标志 Ex mark | 符合标准 Meet the standard

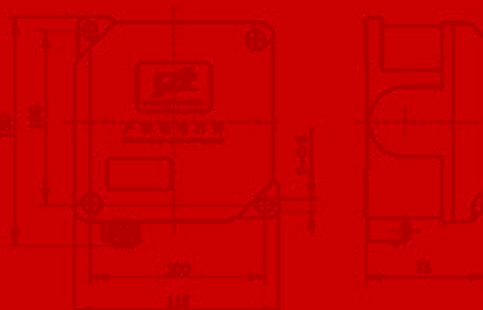
China (CQST Ex) Ex e II T6 DIP A21 Ta, T6 GB3836 GB12476

适用范围: 用于 1 区和 2 区 用于 21 区和 22 区	Intended use: Can be used in zone 1 and zone 2 Can be used in zone 21 and zone 22
防护等级: IP66	Degree of protection: IP66
使用环境温度: $-40^{\circ}\text{C} < \text{Ta} < 40^{\circ}\text{C}$ (55 $^{\circ}\text{C}$)	Ambient temperature use: $-40^{\circ}\text{C} < \text{Ta} < 40^{\circ}\text{C}$ (55 $^{\circ}\text{C}$)
额定电压: 690V AC	Rated voltage: 690V AC
导线横截面积/最大电流: 1.5mm ² /16A 2.5mm ² /20A 4mm ² /25A 6mm ² /32A	Cross-sectional area of conductor / Maximum current: 1.5mm ² /16A 2.5mm ² /20A 4mm ² /25A 6mm ² /32A
最大端子数量: 1.5mm ² /15只 2.5mm ² /15只 6mm ² /10只	Max. Terminals: 1.5mm ² /15 Pcs 2.5mm ² /15 Pcs 6mm ² /10 Purchase
接地端子: 2 × 4mm ²	Earthing terminal: 2 × 4mm ²
材 料: 铝合金外壳表面喷塑	Material: plastic sprayed aluminum alloy enclosure

● 订购规格 Order specifications:

图样 Illustration	方案 Method	进线口数量 Inlet Number	端子型式 Terminal type	端子截面 Cross section of terminal	端子数量 Terminal Number	螺 纹 Thread	订购号 Order No.
							CZ0830/0
		一通 1 Entry		2.5mm ²	4	M20×1.5 M25×1.5	CZ0830/120-C2 04 CZ0830/125-C2 04
		二通 2 Entries	增安型 Ex d terminal	2.5mm ²	4	M20×1.5 M25×1.5	CZ0830/132-C2 04 CZ0830/220-C2 04
		二通 2 Entries	增安型 Ex d terminal	2.5mm ²	4	M25×1.5	CZ0830/225-C2 04
		三通 3 Entries	增安型 Ex d terminal	2.5mm ²	4	M20×1.5 M25×1.5	CZ0830/232-C2 04 CZ0830/325-C2 04
		三通 3 Entries	增安型 Ex d terminal	2.5mm ²	4	M25×1.5	CZ0830/332-C2 04
		四通 4 Entries	增安型 Ex d terminal	2.5mm ²	4	M20×1.5 M25×1.5	CZ0830/420-C2 04 CZ0830/425-C2 04
		四通 4 Entries	增安型 Ex d terminal	2.5mm ²	4	M25×1.5	CZ0830/432-C2 04
		直角二通 2 Perpendicular entries	增安型 Ex d terminal	2.5mm ²	4	M20×1.5 M25×1.5	CZ0830/520-C2 04 CZ0830/525-C2 04
		直角二通 2 Perpendicular entries	增安型 Ex d terminal	2.5mm ²	4	M25×1.5	CZ0830/532-C2 04

● 外形尺寸 Outline dimensions:



模块化接线盒
Modular type terminal box

端子型式(编码) Terminal type (Code)	端子截面(编码) Cross section of terminal (Code)	最大端子数量 Max. Terminals
B-宽式端子 B-wide type terminal	1 - 1.5mm ²	15
C-小窄端子 C-Minimum terminal	2 - 2.5mm ²	15
	6 - 6mm ²	10

● 注: 接线盒不含电缆护套, 如有需要请另行订购, 相关技术参数详见231~234页。

Note: The terminal boxes don't contain cable glands, if there is a need, please order separately. See pages of 231 ~ 234 for technical data.